



**NIPPON
PAINT**

COLOUR MY WORLD

TRENDING COLOURS | 2019



STEP ONE

CHOOSE YOUR PAINT

MOZZIEGUARD

EASY WASH

VINILEX 5000

Premium Anti-Mosquito Paint

Premium Washable Paint

Most Economical Paint

- ✓ Repels and Knocks Down Aedes Aegypti Mosquitoes
- ✓ DEET-Free Formulation
- ✓ Low Odour
- ✓ SGBP Certified Green Product
- ✓ Registered with NEA

- ✓ Repels Stains and Blocks Dirt
- ✓ Low Odour
- ✓ Covers Hairline Cracks
- ✓ Resists Fungus Growth

- ✓ Low Odour
- ✓ Excellent Coverage
- ✓ Resists Fungus Growth

MozzieGuard is only available in Base 1 & Base 2 colours



Anti-Mosquito

Washable

Most Economical



SELECTION OF INTERIOR PAINT

ODOUR~LESS EASYWASH

**All The Benefits of
Odour-less All-In-1
With Added
Superior Washability**

- ✓ Almost No Paint Odour
- ✓ Excellent Coverage and Hiding Power
- ✓ Near Zero VOC



Most Premium



ODOUR~LESS ALL-IN-1

**Almost No Paint Odour
During And After Painting**

- ✓ Almost No Paint Odour
- ✓ Anti-Bacterial
- ✓ Covers Hairline Cracks
- ✓ Washable
- ✓ Near Zero VOC



Most Popular



ODOUR~LESS MEDIFRESH

**Anti-Bacterial Protection
Virtually No Paint Odour**

- ✓ Anti-Bacterial Formula
- ✓ Up to 5 Years Protection
- ✓ Washable
- ✓ Near Zero VOC



Anti-Bacterial



STEP TWO

CHOOSE YOUR COLOURS

OFF-WHITES

Also available in White



















			
① Violet Whisper NP OW 1085 P	① Sail White 1199	① Sneaker White 3173	① Whispering White NP OW 1001 P
			
① Light Wings NP OW 1005 P	① Snow Flakes 1164	① Bare Toes NP OW 1025 P	① Pearl 1152
			
① White Lace NP OW 1004 P	① Stove White 3172	① Rosepetal 5083	① Apple White 1140
			
① Angelic Pink NP OW 1029 P	① Sky Beige 1101	① White Dawn 1153	① Lily White 1137
			
① Timid Pink NP OW 1026 P	① Lilac White 1138	① Gossamer White NP OW 1015 P	① Swan Wing NP OW 1017 P
			
① Snow White NP OW 1002 P	① Orchid White 1139	① Chalk White 1135	① Dreamland 1149
			
① Mobe Pearl NP OW 1008 P	① SoftFlutter NP OW 1006 P	① Rose White 1143	① Creamy White 5062
			
① Swanlike NP OW 1021 P	① Ultra Smooth NP OW 1020 P	① Cotton Bud NP OW 1018 P	① Barley White 1141

Refer to actual colour book samples to view and choose paint colours.

YELLOWS & ORANGES

			
① Sun Glint NP OW 1013 P	① Silky Veil NP YO 1137 P	① Daisy White NP OW 1014 P	① Porcelain 1154
			
① Ixora NP YO 1095 P	① Silent Bliss NP YO 1166 P	① Yellow Tulip NP YO 1089 P	① Sheer Chiffon NP YO 1167 P
			
① Slight Embrace NP YO 1103 P	① Young Banana NP YO 1159 P	① Lemon Yellow NP YO 1090 P	① Gold Dust NP YO 1146 P
			
① Softly Lit NP YO 1138 P	① Morning Dawn NP YO 1139 P	① Yellow Pinafore NP YO 1153 P	② Apricot Flower NP YO 1199 T
			
② Potenitilla NP YO 1108 T	② Perk Me Up NP YO 1161 T	③ Zing 8117	② Apricot Buds NP YO 1217 T
			
② Glory Yellow NP YO 1129 T	③ Golden Dome NP YO 1149 D	③ Golden Charmer NP YO 1191 D	③ Tribal Art NP YO 1226 D
			
④ Sunlight 1190	③ Field Daisy NP YO 1184 D	③ Orange Bedder NP YO 1198 D	④ Disco Beat NP YO 1211 A
			
④ Circus Top NP YO 1134 A	④ Leap of Faith NP YO 1190 A	④ Orange Torch NP YO 1204 A	④ Party Time NP YO 1225 A

PINKS & REDS

			
① Pink Puff NP OW 1028 P	① Sugar Pink NP OW 1033 P	① Sweet Wreath NP OW 1041 P	① Restful NP OW 1042 P
			
① Little Cupcakes NP YO 1222 P	① Snowbush Rose NP OW 1039 P	① Felicia Rose NP OW 1040 P	① Sweet Deal NP R 1306 P
			
① Soft Cushion NP YO 1223 P	① Gypsy Song NP R 1272 P	① Sweet Dreams NP R 1257 P	① Too Shy NP R 1313 P
			
① Spring Song NP R 1258 P	① Candy Shoppe NP R 1276 P	① Home Sweet Home NP R 1271 P	① Pink Berret NP R 1311 P
			
② Just Divine NP R 1259 T	② Strawberry Ice NP R 1266 T	① Sweethearts NP R 1293 P	② Pink Rally NP R 1304 T
			
③ Fire Princess NP R 1268 D	③ Coral Expression NP R 1275 D	② Bubblegum Pink NP R 1294 T	③ Love 8115
			
④ Talk Of The Town NP AC 2070 A	④ Knockout Red NP R 1281 A	② Mauve Pink 1182	④ Pizazz NP AC 2081 A
			
④ Fashion Red NP R 1274 A	④ Red Earth 3168	④ Fascination NP R 1295 A	④ Raging Pink NP R 1302 A

Refer to actual colour book samples to view and choose paint colours.

PURPLES

			
① Angel Pink 1162	① Drifting Cloud NP OW 1035 P	① Josette NP OW 1044 P	① Velvet Touch NP OW 1051 P
			
① Light Laurels NP OW 1043 P	① Penelope Pink NP OW 1038 P	① Indigo Mist 1129	① Early Bird NP PB 1446 P
			
① Blusher NP R 1292 P	① Orchid Reach NP N 1942 P	① Snowbell NP PB 1425 P	① Royal Mist NP PB 1474 P
			
① Iris Pink NP R 1327 P	① Twirling Ribbon NP PB 1426 P	① Pale Pansy NP PB 1411 P	① Dear Diary NP PB 1475 P
			
① Cocktail NP R 1314 P	① Chata Phlox NP PB 1398 P	① Light Cadence NP PB 1440 P	② Lady Di NP PB 1476 T
			
② Fairy Lights NP R 1339 T	③ Pure Addiction NP PB 1420 D	① Millenia NP PB 1444 P	② Nigara Nights NP PB 1486 T
			
② Pink Bouquet NP R 1332 T	④ Harmonious Purple 1175	③ Harvest Dance NP PB 1443 D	③ Blue Triumph NP PB 1485 D
			
③ Rose Velvet NP R 1338 D	④ Iris Bouquet NP PB 1400 A	④ Sultan Blue NP PB 1456 A	④ Deep Trance NP PB 1477 A

BLUES

			
① Baby Breath 1163	① Soft Tendrils NP OW 1055 P	① Soft Creek NP OW 1062 P	① Blue Trace NP OW 1059 P
			
① Lingering Blue NP PB 1523 P	① Laid Back NP OW 1056 P	① Sprizzle NP OW 1060 P	① Clear Water 1124
			
① Lite Up NP PB 1544 P	① Yours Truly NP PB 1530 P	① Winning Streak NP BGG 1566 P	① Blue Instinct NP BGG 1571 P
			
① Blue Tune NP PB 1545 P	① Blue Lullaby NP PB 1550 P	② Jewel Blue 1197	① Blue Jive NP BGG 1573 P
			
② Blue Monday NP PB 1549 T	② Barbara Blue NP PB 1525 T	② Cerulean NP PB 1535 T	① Seabreeze 1126
			
② Blue Spell NP BGG 1570 T	③ Founder Blue NP PB 1527 D	③ True Blue NP PB 1534 D	① Basic Blue NP BGG 1580 P
			
③ Nautical Blue NP PB 1548 D	④ Liberty Blue NP PB 1533 A	④ Porcelain Blue NP PB 1526 A	③ Ocean Calm NP BGG 1583 D
			
④ Ultra Blue NP PB 1547 A	④ Tremont Blue NP PB 1519 A	④ Cosmic Navy 3133	④ Navajo Turquoise NP BGG 1589 A

Refer to actual colour book samples to view and choose paint colours.

GREENS

			
① Gardenia NP OW 1077 P	① Chill 1118	① Green Whimsey NP OW 1074 P	① Green Pass NP OW 1073 P
			
① Clear Day NP OW 1072 P	① Slight Wift NP OW 1069 P	① Clover Tip NP BGG 1774 P	① Clover Petal NP OW 1075 P
			
① Blue Swirl NP OW 1068 P	① Green Dash NP BGG 1789 P	① Calm Spirit NP BGG 1670 P	① Sheer Green NP BGG 1677 P
			
① Pool Party NP BGG 1600 P	① Green Slur NP BGG 1622 P	② Green Treat NP BGG 1664 T	② Spiney Green NP BGG 1689 T
			
① Green Rhythm NP BGG 1606 P	② Restful Green NP BGG 1626 T	② Sprout 1122	③ Acid Lime NP BGG 1687 A
			
② Lush NP BGG 1605 T	③ Gazing Fields NP BGG 1616 D	④ Green Tuft NP BGG 1666 A	④ Lime Time NP BGG 1673 A
			
① Aqua Marine 5086	④ Green Barricades NP BGG 1617 A	③ Painter's Leaf NP BGG 1786 D	④ Patchwork NP BGG 1722 A
			
④ High Trek NP BGG 1596 A	④ Ultra Green NP BGG 1610 A	④ Climbing Vine NP BGG 1785 A	④ Esparina NP BGG 1750 A

BROWNS

			
① Soft Tissue NP OW 1011 P	① Bare Blush NP OW 1023 P	① Peaceful White NP OW 1009 P	① Cotton White 1136
			
① Soft Pulp NP OW 1019 P	① Victorian White NP OW 1024 P	① Ash White NP OW 1082 P	① Peach Pinch NP OW 1022 P
			
① Wispy Bits NP N 1859 P	① Old Pub NP N 1866 P	① Intimate White NP OW 1007 P	① Autumn White NP OW 1027 P
			
① Wall Arte NP N 1865 P	① Natural Cane 8167	① Birch Patina NP N 1852 P	① Rose Fragrance NP OW 1031 P
			
① Light McIntosh NP N 1860 P	① Tavern Buff NP N 1867 P	① Foggy Day NP N 1858 P	① Shitake NP N 1873 P
			
② Artist's Impression NP N 1864 T	② Stairstep NP N 1868 T	② Shipgate NP N 1857 T	② Soft Fur NP N 1874 T
			
③ Morsels NP N 1863 D	③ Oak Parquet NP N 1870 D	③ Tracking Tan NP N 1854 D	② Wet Moccasin NP R 1385 T
			
④ Azuki Coffee NP N 1862 A	④ Friar Tuck NP N 1869 A	④ Timber Logs NP N 1855 A	④ Sable Brown NP N 1876 A

Refer to actual colour book samples to view and choose paint colours.

BROWNS

			
① Cloud Formation NPN 1971 P	① White Peony NP OW 1034 P	① Special Touch NP OW 1049 P	① Evening Breeze NP OW 1079 P
			
① Wisteria White NP OW 1046 P	① Soft Marion NP OW 1045 P	① White Lilac NP OW 1050 P	① Light Gauze NP OW 1078 P
			
① Nature Walk NPN 1880 P	① Orchid Scent NP OW 1047 P	① Enticed NPN 1929 P	① Pebble Walk NPN 1817 P
			
② Leather Belt NPN 1881 T	① Bradford Beige NPN 1887 P	① Kind Words NPN 1935 P	① Natural Almond NPN 1823 P
			
② Mushroom Brown NPN 1882 T	① Frontier Shadow NPN 1892 P	② Soft Chant NPN 1930 T	② Wood Box NPN 1822 T
			
③ Old Boots NPN 1884 D	② Ground Clove NPN 1889 T	② Long Finale NPN 1931 T	③ Green Gallop NPN 1828 D
			
③ Nat King Cole NPN 1911 D	③ Roxbury Brown NPN 1891 D	③ Pitter Patter NPN 1933 D	③ Crete Barrel NPN 1821 D
			
④ Painted Frame NPN 1904 A	④ Newtowne Brown NPN 1890 A	④ Rumours NPN 1932 A	④ Old Box NPN 1820 A


























GREYS

Also available in Black

			
① Swansdown 5075	① Gray Dew NP OW 1086 P	① Bluebell White 8159	① Genteel NP OW 1088 P
			
① Orchid Garden NP OW 1048 P	① Cool Drift NP OW 1064 P	① Solitude 5035	① Gray Glove NP N 1991 P
			
① Oyster Grey 1115	① Light Pewter NP N 1998 P	① Ash Grey 5037	① Gray Prose NP N 1984 P
			
① Pure Gift NP N 1928 P	① Gray Suit NP N 2027 P	① Gray Ashes NP N 2041 P	① Graycloth NP N 1979 P
			
② Braintree Road NP N 1920 T	① Gray Shirt NP N 2032 P	① Dinosaur Gray NP N 2042 P	① Gray Cotton NP N 1983 P
			
③ Amazing Touch NP N 1924 D	② Smokey Wings NP N 2029 T	② Smoking Gray NP N 2045 T	② Granite Rock NP N 1980 T
			
③ Serendipitous NP N 1926 D	③ Hardware Gray NP N 2031 D	④ Mysterious 8151	③ Puritan Black NP N 1982 D
			
④ Black Swan NP N 2044 A	④ Crater Black NP N 2030 A	④ Bedrock Bottom NP N 1981 A	④ Black Magic NP N 1988 A

Refer to actual colour book samples to view and choose paint colours.

ACCENT COLOURS

			
Y Shocking Yellow NP AC 2049 A	Y Jester Yellow NP AC 2050 A	Y Yellow Blaze NP AC 2053 A	Y Deep Marigolds NP AC 2054 A
			
4 Orange Bouquet NP AC 2062 A	Y So Orange NP AC 2064 A	Y Ripe Tomatoes NP AC 2067 A	Y Exciting Orange NP AC 2068 A
			
4 Hot Shot NP AC 2069 A	4 Cotillion Red NP AC 2071 A	4 Red Apple NP AC 2075 A	4 Alpha Red NP AC 2072 A
			
4 Fast Car NP AC 2076 A	4 Pink Floss NP AC 2080 A	4 Vivid Violet NP AC 2085 A	4 Irish Charm NP AC 2079 A
			
4 Marmalade Rush NP AC 2085 A	4 Purple Charm NP AC 2090 A	4 Rhapsody NP AC 2094 A	4 Deep Faith NP AC 2093 A
			
4 Blue Lighting NP AC 2098 A	4 Blue Mercury NP AC 2099 A	4 Fluid Blue NP AC 2101 A	4 Cobalt Blue NP AC 2100 A
			
4 Colleen Green NP AC 2116 A	4 Faraway NP AC 2111 A	4 Greek Legend NP AC 2113 A	4 Impressions NP AC 2114 A
			
4 Caramel Twirl NP AC 2140 A	4 Fortune Cookie NP AC 2133 A	4 Affogato NP AC 2134 A	4 Natural Highlights NP AC 2136 A

Design TRENDS

Be INSPIRED

Your home is a manifestation of your style, taste and character. Which of these themes best represent you?



Image courtesy of Fineline Design.



Image courtesy of Nippon Paint Singapore.



Kindly refer to page 4 to 13 for the actual colour chip.



MINIMALIST

When a lot less is more. The fundamental principles of minimalism are sharp lines, solid surfaces, low furniture, and pastel shades. Tonal colours such as whites and grays embrace the simplicity of the home. A bright feature colour such as yellow is the most popular choice for highlighting details on a white background giving a modern and funky look. Minimalism is especially popular among businessmen and creative people who value the combination of simplicity, sophistication, beauty and practicality.



Image courtesy of MeterSquare



Image courtesy of Posh Living.



Image courtesy of U-Home



Image courtesy of Carpenters Design Group.



Black Swan
NP N 2044 A

Friar Tuck
NP N 1869 A



Clover Tip
NP BGG 1774 P

Light Gauze
NP OW 1078 P

Kindly refer to page 4 to 13 for the actual colour chip.

RUSTIC

It is all about striking a balance between the new and the old. To achieve a modern rustic look, go big on textures and wood elements while maximizing your space with clean lines and quirky furniture. The combination creates a charm that appeals in this era of slick technology and manufactured materials. The colour palette recommended are forest greens, denim blues, vintage khaki, and deep reds.



Climbing Vine
NP BGG 1785 A

Light Wings
NP OW 1005 P



Puritan Black
NP N 1982 D

Cotillion Red
NP AC 2071 A

Kindly refer to page 4 to 13 for the actual colour chip.

INDUSTRIAL

To achieve an Industrial design, one needs to create an illusion of rough surfaces and materials that suggest an industrial past. The simplest way to show roughness is to leave some walls or surfaces unfinished.

Warm, neutral tones of gray paint work well when mixed with white to add a crisp, clean look. One can also add weathered wood, exposed brick, industrial lighting fixtures and concrete to complete that "unfinished look". Done right, the industrial look can range from the raw and edgy to the chic and modern.



Image courtesy of Design4Space.



Image courtesy of MeterSquare



Image courtesy of Rezt & Relax



Image courtesy of Design@Renozone



Snow Flakes
1164



Porcelain Blue
NP PB 1526 A



Angelic Pink
NP OW 1029 P



Old Pub
NP N 1866 P

Kindly refer to page 4 to 13 for the actual colour chip.

SCANDINAVIAN

The key principle of the scandinavian style is prioritising function without sacrificing aesthetic. Characteristics of this style are simple functional shapes, light coloured wood, simplistic decor, focus on natural lighting and warm colours and nuances, which compensate the lack of warmth and light in the harsh Northern climate. To bring more character into your space, add an eye-catching centrepiece to reflect your personality.

modern



Navajo Turquoise
NP BGG 1589 A



Wisteria White
NP OW 1046 P



Granite Rock
NP N 1980 T



Bedrock Bottom
NP N 1981 A

Kindly refer to page 4 to 13 for the actual colour chip.



URBAN MODERN

Urban modern design is all about Cosmopolitan living and is a 'modern' update to the industrial design. It strives to be a haven for city dweller to recharge and has a soft industrial aesthetic that is trendy and stylish.



Image courtesy of Hometechn



Seabreeze
1126



Apple White
1140



Tracking Tan
NP N 1854 D



Birch Patina
NP N 1852 P

Kindly refer to page 4 to 13 for the actual colour chip.

ZEN

The interior design of a Zen theme is always expressed in an uncluttered, natural and clean manner exuding a fresh, relaxing and calming feel which can instantly uplift one's mood.

Neutral colours related to the elements such as earth, wood and stone are often used on walls while a red lacquered table in the entrance, a vibrant purple floor cushion on the sofa or a bronze coloured lamp over the dining table can energize the room.



Image courtesy of Carpenters Design Group.



Image courtesy of Le Interi



Swansdown
5075



White



Impressions
NP AC 2114 A



Oak Parquet
NP N 1870 D

Kindly refer to page 4 to 13 for the actual colour chip.

TROPICAL

It's time to visit the tropics! If not by plane, then by a touch of design magic! Tropical interior design can involve the use of natural materials, such as wicker, rattan, bamboo and teak. Then again, many Hollywood Regency-style rooms filled with glossy furnishings go tropical with the help of fabrics featuring palm leaves, lattice prints and cane motifs.




Image courtesy of Starry Homestead

Yippie YELLOW

ENERGETIC
PASSIONATE
ACTIVE




Image courtesy of DB Studio. Lighting of the room can influence the appearance of the final colour.
Kindly refer to page 5 for the actual colour chip.



To create a cozy and cheerful mood, use Glory Yellow NP YO 1129 T. (refer to page 5)
Having yellow in the house will make the space feel more expansive and welcoming.




Image courtesy of 9 Creation. Lighting of the room can influence the appearance of the final colour.
Kindly refer to page 5 for the actual colour chip.


Vibrant ORANGE

WARM
INVITING
STIMULATING



Orange spurs appetites and encourages conversations, hence it is recommended for use in living rooms and dining areas.




Young Banana
NP YO 1159P


Leap of Faith
NP YO1190A

Image courtesy of Nippon Paint Singapore. Lighting of the room can influence the appearance of the final colour. Kindly refer to page 5 for the actual colour chip.




Pink Puff
NP OW 1028P


Disco Beat
NP YO 1211A

Image courtesy of Nippon Paint Singapore. Lighting of the room can influence the appearance of the final colour. Kindly refer to page 5 for the actual colour chip.

Raring RED

CONFIDENT
EXCITING
CHARMING



Image courtesy of Artrend Design. Lighting of the room can influence the appearance of the final colour. Kindly refer to page 6 for the actual colour chip.



Red is often associated with love, energy and excitement. Having a piece of red wall in your home raises the energy level, it is a good choice when you want to stir up excitement as well as stimulate conversations with your loved ones.



Image courtesy of Carpenters Design Group. Lighting of the room can influence the appearance of the final colour. Kindly refer to page 6 for the actual colour chip.

Pretty PINK

ROMANTIC
CALMING
COMPASSIONATE



Pink has a playful yet calming effect. Try the Blusher NP R1292P (refer to page 6) and watch it transform your room into a fun intimate space.



Image courtesy of Love Home Interior Design Pte Ltd. Lighting of the room can influence the appearance of the final colour. Kindly refer to page 6 for the actual colour chip.




Image courtesy of Le Interi. Lighting of the room can influence the appearance of the final colour. Kindly refer to page 6 for the actual colour chip.

Blooming BLUE

CONFIDENT
EXCITING
CHARMING



Image courtesy of Design4Space. Lighting of the room can influence the appearance of the final colour. Kindly refer to page 8 for the actual colour chip.



If you are inspired by the beauty of water and sky, introduce turquoise colour into your spaces for a refreshing look that rivals the beach and ocean.



Image courtesy of Lux Design. Lighting of the room can influence the appearance of the final colour. Kindly refer to page 8 for the actual colour chip.

Geeky GREEN

NATURAL
BALANCE
HARMONIC



To make a small room appear larger, consider painting a cool colour such as green. Cool colours look as though they recede, making a room appear larger than it really is!



Image courtesy of Nippon Paint Singapore. Lighting of the room can influence the appearance of the final colour. Kindly refer to page 9 for the actual colour chip.



Image courtesy of Carpenters Design Group. Lighting of the room can influence the appearance of the final colour. Kindly refer to page 9 for the actual colour chip.

Perfect PURPLE

ROYAL
POWERFUL
LUXURIOUS



Vivid Violet
NP AC2082A

Image courtesy of Carpenters Design Group. Lighting of the room can influence the appearance of the final colour. Kindly refer to page 7 for the actual colour chip.



To avoid pungent paint odours, use Odourless All-in-1, as it has almost zero VOC pollutants. This makes it a healthier paint option to go for.



Millenia
NP PB1444P

Image courtesy of Artrend Design. Lighting of the room can influence the appearance of the final colour. Kindly refer to page 7 for the actual colour chip.



Image courtesy of Nippon Paint Singapore. Lighting of the room can influence the appearance of the final colour.
Kindly refer to page 7 for the actual colour chip.



To create a cozy, luxurious and romantic bedroom ambience, try introducing deep rich purples.

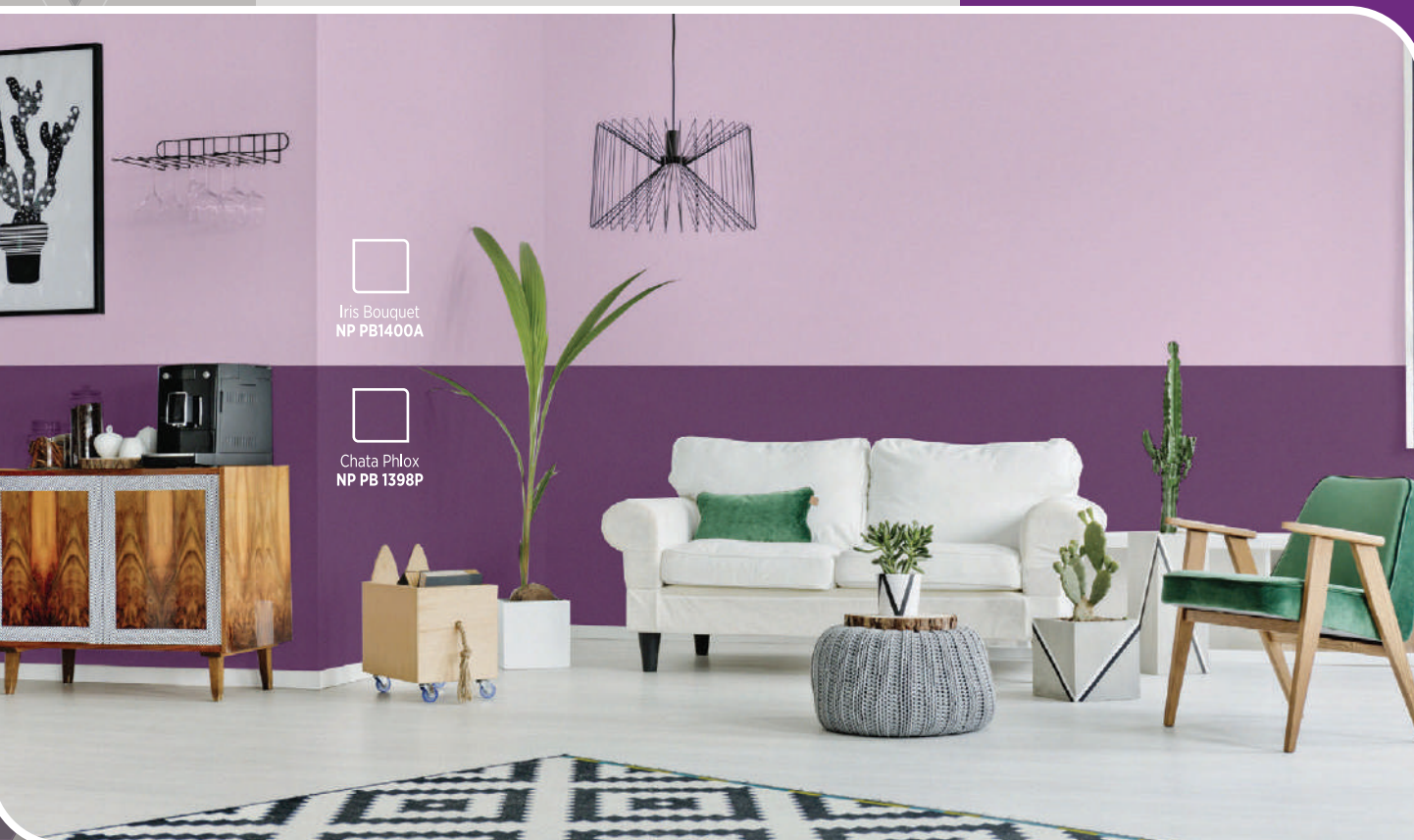


Image courtesy of Nippon Paint Singapore. Lighting of the room can influence the appearance of the final colour.
Kindly refer to page 7 for the actual colour chip.

Balmy BROWN

STEADFAST
FRIENDLY
DEPENDABLE




Caramel Twirl
NP AC2140A

Image courtesy of MeterSquare. Lighting of the room can influence the appearance of the final colour.
Kindly refer to page 10-11 for the actual colour chip.



Download Nippon Paint
Colour Visualizer App
to test over a thousand
colours of your own
home images!



Soft Fur
NP N1874T

Image courtesy of Carpenters Design Group. Lighting of the room can influence the appearance of the final colour.
Kindly refer to page 10-11 for the actual colour chip.



Light McIntosh
NP N1860P



Warm browns make spaces feel cozier and peaceful. Darker brown can be used to evoke the feeling of warmth, comfort and security.

Image courtesy of Absolook. Lighting of the room can influence the appearance of the final colour. Kindly refer to page 10-11 for the actual colour chip.



Pebble Walk
NP N1817P

Image courtesy of i-Home. Lighting of the room can influence the appearance of the final colour. Kindly refer to page 10-11 for the actual colour chip.

Wonder White

SIMPLICITY
INNOCENT
PURE



Image courtesy of Design4Space. Lighting of the room can influence the appearance of the final colour. Kindly refer to page 5 for the actual colour chip.



You mask for Pure White
Colour in any product.



Image courtesy of Weiken. Lighting of the room can influence the appearance of the final colour. Kindly refer to page 5 for the actual colour chip.

Groovy GREY

COOL
NEUTRAL
SOPHISTICATED



A high quality brush and roller can help save you time and achieve the results you are looking for, because it is able to hold more paint and spread it more evenly. Use only Nippon Paint painting tools!




Smokey Wings
NP N2029T

Image courtesy of Design@Renozone. Lighting of the room can influence the appearance of the final colour. Kindly refer to page 12 for the actual colour chip.





Gray Cotton
NP N1983P

Image courtesy of Yujia Interior. Lighting of the room can influence the appearance of the final colour. Kindly refer to page 12 for the actual colour chip.

Wood & Metal PAINT



Bodelac 9000

High gloss enamel paint

- ✓ Protects against corrosion
- ✓ Resists fungus growth
- ✓ Exceptional durability
- ✓ Superior gloss retention



Aqua Bodelac

Low odour water-based enamel paint

- ✓ Fast drying
- ✓ Exceptional durability
- ✓ Resists fungus growth
- ✓ Superior gloss retention



① Evening Haze #9005	① Sky Blue 9001	① Soft Fern 9074	① Pink Cloud NP OW 1037 P
③ Legend Blue 9062	② Calm Green 9037	① Primrose 9017	① Flight 9019
④ Blue Marines 9008	② Mirage 9075	④ Mayan Yellow 9063	① Light Apricot 9055
④ Bright Blue 9029	④ Crystal Mint #9007	④ Canary 9002	① Tangy Glow 9066
① Nice Mint NP BGG 1598 P	③ Absinthe 9039	④ Orange #9013	③ Tropical Punch 9056
② Mint Green 9050	④ Grass Green 9041	④ Fresh Orange 9053	④ International Orange 9014
④ Emerald 9048	④ Turf Green 9028	④ Autumn Brown 9046	Vermillion #9004

Durable & Glossy ENAMEL PAINT





Shades of WHITE

Also available in
Gloss Black 9051
and White 9052



Matt White 9067 and Matt Black 9045 are available for selection in Bodelac 9000.
Both Matt colours are not available in Aqua Bodelac.

Exterior PAINT



Weatherbond

Exceptionally weatherable paint

- ✓ Excellent resistance against dirt, chemicals and peeling
- ✓ Resists fungus and algae growth
- ✓ Anti-carbonation formula to protect against fading of colours



Weatherbond AlgaeGuard

Exceptional resistance against algae and dirt streaks

- ✓ Anti-algae and dirt streaks protection
- ✓ Excellent resistance against dirt, chemicals and peeling
- ✓ Anti-carbonation formula to protect against fading of colours




SolaReflect


Exceptional heat reduction paint

- ✓ Excellent resistance against dirt, chemicals and peeling
- ✓ Excellent weatherability
- ✓ Resists algae and fungus growth


Also available in Black BS 00E53 and White BS 00E55.




① Peach Frosting 0837



① September Cream 0838



① Linen White BS 10B15




① Maryland 0836



① Rose BS 04E49



① Tropical Peach 0821



① Cameo White BS 08C31




① Rustic Beige 0823



① Rogue Pink BS 04C33



③ Sunset 0807



① Shitake ■ NP N 1873 P



① Coffee Milk BS 08B17



② Fading Rose 0842



③ Tangerine 0806



② Biscuit BS 06C33



② Earth 0831



④ Bronze Copper 0830



④ Amber 0818



③ Light Tangerine 0824



② Coffee Flavour 0822



④ Spanish Red 0803



④ Suburban 0835



④ Mahogany 0805



③ Bean Town 0834



■ These colours are not available for SolaReflect.

Interior Wood VARNISH



TIMBERLAC

Enhance natural wood grain

- ✓ Exceptional durability
- ✓ Excellent flow and levelling for a smooth finish
- ✓ Resists fungus growth
- ✓ Excellent adhesion
- ✓ Gloss finish

Types of Wood	Before Painting		After Painting				
	Natural Wood Colour	Clear NTG 01	Mahogany NTG 03	Golden Pine NTG 04	Rosewood NTG 05	Walnut NTG 06	Black NTG 07
Natural Ramin							
Natural Nyatoh							
Natural Teak							

Exterior Wood VARNISH



SOLARSHIELD

Protects wood against sun and rain

- ✓ Exceptional weatherability
- ✓ Excellent water repellency
- ✓ Resists mould growth
- ✓ Enhances natural wood grain
- ✓ High Gloss finish

Also available: Clear




Honeypine

SLS 01



Mahogany

SLS 02




Rosewood

SLS 03



Antique Red

SLS 04



Walnut

SLS 05



Ebony

SLS 06

Exterior Wood PAINT



TIMBERCOAT

Exceptionally durable wood paint finish

- ✓ Excellent durability
- ✓ Resists mould growth
- ✓ Low Sheen finish

Also available: White TBC 07, Black TBC 08.



Smoky Grey

TBC 01



Gingerbread

TBC 02



Tan Leather

TBC 03



Teak

TBC 04



Siberian Nite

TBC 05



Cigar

TBC 06

Exterior Wood Deck VARNISH



WOODGUARD

Enhance ultraviolet protection while retaining the natural wood grains

- ✓ Good UV and weather resistance
- ✓ Excellent water repellent property
- ✓ Good dirt and stain resistance
- ✓ Good resistance to fungus and mould
- ✓ Gloss finish



Original Wood Colour



Natural

WG 101



Honey Pine

WG 102



Red Maple

WG 103



Arcacia

WG 104



Sweet Cherry

WG 105



Golden Juniper

WG 106



Toasted Almond

WG 107



Sycamore Cone

WG 108




Aged Oak

WG 109



Olive Bay

WG 110



Cypress Grove

WG 111

Exterior Wood Deck VARNISH



AQUA WOODGUARD

Durable Water-Based Wood Coating

- ✓ Good UV and weather resistance
- ✓ Excellent water repellent property
- ✓ Good dirt and stain resistance
- ✓ Good resistance to fungus and mould



GLOSS



Natural

AWG 201



Toasted Almond

AWG 202



Sycamore Cone

AWG 203

SOFT MATT



Natural

AWG 301



Toasted Almond

AWG 302



Sycamore Cone

AWG 303

Roof PAINT



ROOFGUARD

Exceptional protection against UV rays

- ✓ Exceptional weatherability
- ✓ Excellent alkaline resistance
- ✓ Effective mould control formula
- ✓ Mid-sheen finish



Marmalade

RFG 01



Coral

RFG 02



Ocean Emerald

RFG 03



Monochrome

RFG 04



Mayfair

RFG 05



Midnight Fuchsia

RFG 06



Sapphire Ink

RFG 07



Galaxy

RFG 08

PAINT GUIDE

DIY Painting is not as hard as you think. Not sure how much paint each room need? Number of coats or drying time between coats? Follow our instruction, and it will make your DIY room painting much easier!

STEP 01

Select the sealer to prepare the wall surface for better top coat adhesion.



1 coat of grey-coloured sealer is recommended prior to painting over accent colours

Request from any authorised Nippon Paint retailers.

SEALER - BASE COAT

FOR INTERIOR

FOR EXTERIOR

Product Name	 ExpressKote Water-based sealer	 Vinilex 5170 Oil-based sealer	 5101 Odour~less Water-based sealer	 Momento Primer (For Momento only)	Product Name	 ExpressKote Water-based sealer	 Vinilex 5170 Oil-based sealer
No of coat(s)	1 Coat	1 Coat	1 Coat	2 Coats	1 Coat	1 Coat	1 Coat
Drying time between coats	2 Hours	5 Hours	2 Hours	2 Hours	2 Hours	5 Hours	5 Hours
Area coverage (Per Litre)	11m ²	16m ²	10-12m ²	10-12m ²	11m ²	16m ²	16m ²
Available in	1L, 5L	1L, 5L	1L, 5L	1L	1L, 5L	1L, 5L	1L, 5L

STEP 02

Select the top coat to paint over the prepped wall surface.



More than 2 coats of top coat may be required to achieve your desired shade of colour

INTERIOR - TOP COAT (AVAILABLE IN: 1L & 5L)

FOR INTERIOR WALLS

Product Name	 Odour~less All-In-1 Almost no paint odour during and after painting	 Odour~less EasyWash Anti-stain formula 2x easier to clean	 Odour~less Medifresh Anti-bacterial protection Virtually No Paint Odour	 MozzieGuard Against Aedes Aegypti Mosquitoes
Features	<ul style="list-style-type: none"> • Almost no odour • Near zero VOC • Ammonia-free • Heavy metal free • Classic matt finish • Long-lasting colours • Washable • Covers hairline cracks • Anti-bacterial • Resistance to fungus • Easy to apply • Easy to touch-up 	<ul style="list-style-type: none"> • Almost no odour • Near zero VOC • Ammonia-free • Heavy metal free • Low sheen finish • Long-lasting colours • Washable • Covers hairline cracks • Resistance to fungus • Easy to apply • Easy to touch-up <p>Added washability features:</p> <ul style="list-style-type: none"> • Anti-stain formula = 2x easier to clean 	<ul style="list-style-type: none"> • Almost no paint odour • Ultra low VOC • Durable & washable film • Ammonia-free • Washable • Non-toxic and lead, mercury and heavy metals free • Fungus & mould resistant • Anti-bacterial property reduce common bacteria (E.Coli, MRSA and Staphylococcus Aureus) effectively • Spatter resistance • Excellent flow • Excellent coverage • Classic matt finish • Long lasting colours 	<ul style="list-style-type: none"> • Repels And Knocks Down Aedes Aegypti Mosquitoes • DEET-Free Formulation • Low Odour • SGBP Certified Green Product • Registered With NEA • Soft Sheen Finish
No. of coat(s)	2 Coats	2 Coats	2 Coats	2 Coats
Drying time between coats	2-4 Hours	2-4 Hours	2-4 Hours	2-4 Hours
Area coverage (Per Litre)	10-12m ²	13m ²	10-12m ²	13m ²



INTERIOR - TOP COAT (AVAILABLE IN: 1L & 5L)

FOR INTERIOR WALLS

FOR INTERIOR CEILING

	    				
	Easy Wash Premium washable paint	3in1 Medifresh Anti-bacterial protection	Vinilex 5000 Most Economical Paint	Vinyl Silk Luxurious silky shades	Odour-less Anti-Mould Ceiling White
Features	<ul style="list-style-type: none"> Outstanding washability Soft sheen finish Long-lasting colours Covers hairline cracks Excellent coverage Resistant to stain Alkali resistant Anti-fungus/mould Water-based paint Resistant to blistering and peeling Fast drying Easy to apply No lead or mercury added (non-toxic) 				
No. of coat(s)	           				
Drying time between coats	2-4 Hours	2-4 Hours	2-4 Hours	2-4 Hours	2 Hours
Area coverage (Per Litre)	13m ²	6m ²	13m ²	9m ²	9-10m ²

EXTERIOR - TOP COAT (AVAILABLE IN: 5L & 20L)

FOR EXTERIOR WALLS

FOR EXTERIOR ROOF TILES

	  			
	Weatherbond AlgaeGuard Exceptional resistance against algae and dirt streaks	Weatherbond Exceptionally weatherable paint	SolaReflect Exceptional heat reduction paint	RoofGuard Exceptional protection against UV rays
Features	<ul style="list-style-type: none"> Outstanding resistance to fungal and algae growth Enhanced anti-streak marks property keeping the facade clean Excellent weather durability under local climatic conditions Good adhesion on stable surfaces Easy to apply with good levelling property Excellent anti-carbonation property High water vapour permeability Low sheen finish 			
No. of coat(s)	              			
Drying time between coats	2 Hours	2 Hours	2 Hours	2-3 Hours
Area coverage (Per Litre)	9m ²	9m ²	10-12m ²	12m ² only available in 5L

STEP 01

Select the sealer to prepare the wall surface for better top coat adhesion.



1 coat of grey-coloured sealer is recommended prior to painting over accent colours

Request from any authorised Nippon Paint retailers.

SEALER - BASE COAT

FOR WOOD & METAL

		
Product Name	Aqua Primer Sealer Undercoat Water-based sealer	Bodelac 9000 Undercoat Oil-based sealer
No of coat(s)	1 Coat	1 Coat
Drying time between coats	2 Hours	18 Hours
Area coverage (Per Litre)	13m ²	18m ²
Available in	1L, 5L	1L, 5L

STEP 02

Select the top coat to paint over the prepped wall surface.



More than 2 coats of top coat may be required to achieve your desired shade of colour

WOOD AND METAL - TOP COAT (AVAILABLE IN: 1L & 5L)

FOR WOOD & METAL

 SEALER IS RECOMMENDED		
	Bodelac 9000 High gloss enamel paint	Aqua Bodelac Low odour water-based enamel paint
Features	<ul style="list-style-type: none"> Super gloss and matt finishes for wood and metal surfaces Good hiding power Anti-fungus Protects against corrosion Excellent adhesion to wood and metal surfaces Long-lasting colours Easy to apply Durable No lead or mercury added (non-toxic) 	<ul style="list-style-type: none"> High gloss finishes for wood and metal surfaces Anti-fungus Protects against corrosion Excellent adhesion to wood and metal surfaces Long-lasting colours Easy to apply Durable Eco-friendly Water-based
		  
No. of coat(s)	2 Coats	2 Coats
Drying time between coats	18 Hours	3 Hours
Area coverage (Per Litre)	17m ²	15-17m ²

WOOD - TOP COAT (AVAILABLE IN: 1L & 5L)

FOR WOOD ONLY

				
Timberlac Interior Varnish Enhance natural wood grain	Solarshield Exterior Varnish Protects wood against sun and rain	Timbercoat Exterior Paint Exceptionally durable wood paint finish	WoodGuard DECK Excellent UV and weather resistance	Aqua WoodGuard DECK Good UV and weather resistance
<ul style="list-style-type: none"> Clear & tinted wood varnish enhances wood surfaces Available in various tints in gloss finish Anti-fungus Excellent resistance to scratches Easy to apply Durable No lead or mercury added (non-toxic) Excellent flow & levelling for a smoother finish 	<ul style="list-style-type: none"> Excellent abrasion resistance Long-lasting protection Filters out UV rays Water resistant High Gloss Finish 	<ul style="list-style-type: none"> Contains light-fast pigments Effective mould control additive Excellent durability Good adhesion Low Sheen Finish 	<ul style="list-style-type: none"> Excellent water repellency Excellent dirt resistance Flexible finish Desirable scratch hardness Excellent flow and levelling Good resistance to fungus and mould Easy to apply Gloss Finish 	<ul style="list-style-type: none"> Excellent water repellent property Good dirt resistance Good stain resistance Good resistance to fungus and mould Good flow and levelling Water-based Easy to apply and clean Non-toxic, does not contain heavy metal Gloss & Soft Matt Finish
 	  	 	  	  
2-3 Coats	2 Coats	2 Coats	2-3 Coats	2-3 Coats
3 Hours	4 Hours	2-4 Hours	4 Hours	3 Hours
13m ²	20m ²	10-12m ²	10-15m ²	13m ²

SPECIAL EFFECTS PAINT (AVAILABLE IN: 1L)

FOR INTERIOR



Product Name Momento Special Effects Paint

- Features**
- Low odour and low VOC
 - Non-toxic solvent
 - Available in more than 300 colours over Sparkle Pearl, Sparkle Silver, Sparkle Gold, Elegant and Designer Series



No. of coat(s) 1 Coat

Drying time between coats 2 Hours

Area coverage (Per Litre) 4-6m²

SPRAY PAINT (AVAILABLE IN: 400CC)

FOR INTERIOR & EXTERIOR



Please visit:
[nipponpaint.com.sg/
advice/diy-painting-
tips-videos/how-to-use-
nippon-paint-pylox](http://nipponpaint.com.sg/advice/diy-painting-tips-videos/how-to-use-nippon-paint-pylox)

Product Name Pylox Spray Paint
Convenient spray paint with 85 colours for decorative and protective purposes

- Features**
- Also available in heat resistance (black and silver) formula
 - Gloss finish comes in a wide selection of colours, including metallic, silver and gold colours
 - Can be used on metal, wood and paper surfaces
 - Non-toxic
 - Excellent gloss and colour retention
 - Quick and easy application
 - Protects and beautifies
 - Superior quality
 - Quick drying
 - Washable
 - Ozone-friendly (CFC free)



No. of coat(s) 3 Coats

Drying time between coats 1 Hour

Area coverage (400CC) Wood (0.6-1.0m²), Metal (0.8-1.6m²)

PAINT VOLUME ESTIMATOR

HOW MUCH PAINT DO YOU NEED?

Type of Home	All Ceilings	All Bedrooms	Dining/Living Room	Total
HDB 3-Room	3 cans x 5L	2 cans x 5L	1 can x 5L	6 cans
HDB 4-Room	3 cans x 5L	3 cans x 5L	2 cans x 5L	8 cans
HDB 5-Room	4 cans x 5L	3 cans x 5L	2 cans x 5L	9 cans
Condo/Exec. Apt	4 cans x 5L	3 cans x 5L	4 cans x 5L	11 cans
Landed Property	Wall Coverage: 1L covers approx 8m ² (26.24 square feet) coat			

PAINT VOLUME CALCULATION

Surface area to be painted (Height x Length)

Surface coverage per litre per coat in metres

= Total paint volume required per coat in litres

Eg. Painting Bedroom with Odour~less All-in-1

$$\left(\frac{2.5\text{m} \times 10\text{m}}{10\text{m}^2} \right)$$

Litres x 2 Coats = 2.5 Litres x 2 Coats = 5 Litres

NIPPON PAINT PROFESSIONAL PAINTING TOOLS



Introducing Nippon Paint's superior range of professional painting tools to complete your painting work. Time-tested and quality assured, our comprehensive selection of painting accessories is the best choice for your perfect paint job.

Paint Brushes



Painters Tape



Paint Stirrer



6" & 7" Paint Roller Sleeves



Plastic Drop Cloth



Waterproof Sandpaper



4" Paint Roller Sleeves



Paint Tray



Scrapers



Preperation SEQUENCE

PREPARING THE GROUNDWORK



STEP 1
Clear out the room totally.



STEP 2
Clean up the area.



STEP 3
Cover all exposed surfaces with Nippon Paint Plastic Drop Cloth.



STEP 4
Paste the sockets and switches with Nippon Paint Masking Tape.



STEP 5
Use Nippon Paint Plastic Drop Cloth and Masking Tape to protect window frames and woodwork.



STEP 6
Cover and tape floor skirting with Nippon Paint Plastic Drop Cloth.

MENDING THE WALL with 5101 Odour-less Water-based Sealer or Vinilex 5170 Oil-based Sealer



STEP 1
Scrape off loose paint with a scraper and sand down for a smooth finish. Dust off.



STEP 2
Remove popped nails and fill up the dimples with filler.



STEP 3
Patch up cracks or uneven surfaces with the appropriate filler.



STEP 4
Use fine grit sandpaper to sand down rough spots.



STEP 5
Clean surfaces to be painted. All surfaces must be dried thoroughly before painting.



STEP 6
Before painting, use a wall sealer (5101 Odour-less sealer or Vinilex 5170 sealer) to neutralise the alkali on the walls.




SEQUENCE OF PAINTING



1

A: Always start with the ceiling
B: Followed by the cornices
C: Then the walls
D: And the woodwork around doors and windows
E: Subsequently the doors
F: Lastly the skirtings
This prevents the other painted areas from being ruined while painting

3



A wide brush or roller may be used to paint the walls, though the latter gives the best finish and is quicker. Do apply the paint from the top right hand corner of the first wall using overlapping strokes, in an up-down manner when moving from area to area.

2



Use a brush and dip only one third of the brush bristles into the paint. Use long continuous strokes to form a neat line while painting difficult areas like the edges and corners first.

4

Always apply more than one coat of paint. Let the first coat dry before painting another coat over. An indication is found on the can for the first coat's drying time.

5

Upon completion, do wash all painting tools. Use water for emulsion paint and turpentine for oil-based paint.



Trust the Professionals

PROFESSIONAL PAINTING SERVICE

Thinking of giving your home a no-fuss new look? Our courteous and competent team has the right skills and tools to ensure the best home interior and exterior painting results. Trust Nippon Paint Professional Painting Service to complete your painting with a piece of mind.

7 REASONS TO ENGAGE US!



- Suitable Colour Schemes
- Wall Moisture
- Professional Advice
- Project Coordination
- Costing

01 FREE Pre-Painting Site Inspection



02 Genuine Premium Nippon Paint Products
MADE IN SINGAPORE



SNAP, PREVIEW AND SELECT

03 FREE Digital Colour Preview Service worth \$100



04 Shifting and Protection of Furniture and Floor



05 Certified and Highly-Trained Painting Professionals



06 Cleaning and Reinstating of Furniture after Painting



07 1 Year Interior Paint Warranty



Experience a Hassle-Free Painting Work!

CALL US FOR A NON-OBLIGATORY QUOTE NOW!

**FOR PROFESSIONAL PAINTING,
CALL OUR HOTLINE**

6319 7222

MON TO SUN, 8AM - 5PM





NIPPON PAINT

Say **GOODBYE**
to **MOSQUITOES**




New!




Nippon Paint MozzieGuard - a revolutionary paint technology that knocks down *Aedes Aegypti* mosquitoes upon contact. It is effective against *Aedes Aegypti* mosquitoes and registered with NEA.

Available at selected authorized dealer shops.
Visit www.nipponpaint.com.sg to find out more.



01 The wall is painted with Nippon Paint MozzieGuard with special active ingredient



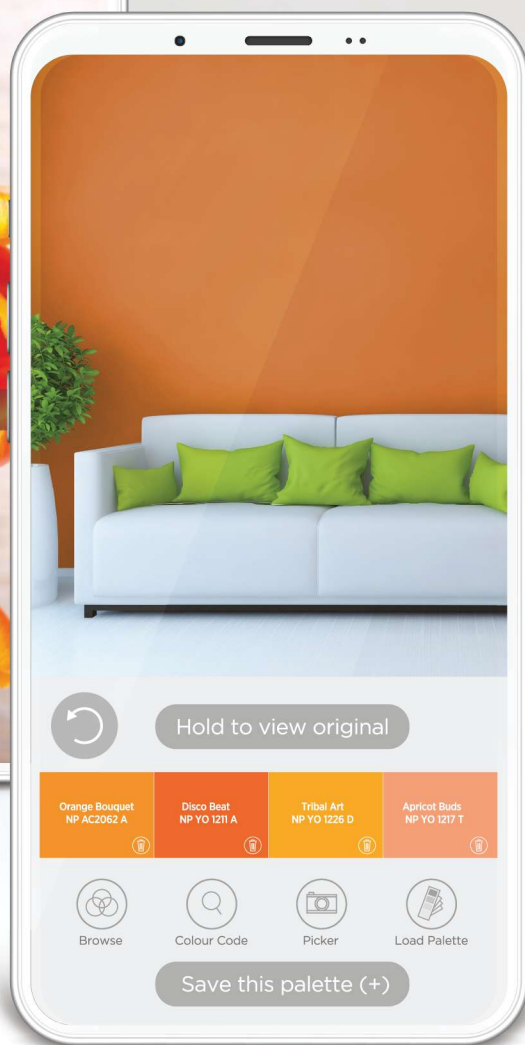
02 *Aedes Aegypti* Mosquito lands on the wall. The active ingredient enters the *Aedes Aegypti* mosquito's nervous system



03 *Aedes Aegypti* Mosquito is knocked down



Visualize Your Colour Before Painting



Introducing the new 'Nippon Paint Colour Visualizer' app - your virtual painter that helps to make your painting job easier. Select, paint and visualize the colours on your home pictures "on-the-go"! Know what you're getting into before the first drop of paint touches your walls.

New Feature:

COLOUR PICKER

- Scan your favourite colours using Colour Picker
- Visualise the colour on the app before painting

We've made every effort to make the colours on screen as close as possible to the ones you'll use. Unfortunately, we cannot guarantee an exact colour match. Photographs and paint swatch colours will vary depending on your screen settings and resolution. The app is designed to help you get a better idea of your colour scheme ideas. If you would like to find out more about a colour, we recommend that you request for a Nippon Paint brochure.

DOWNLOAD TODAY!



Download or visit www.nipponpaint.com.sg